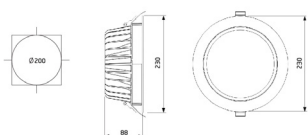
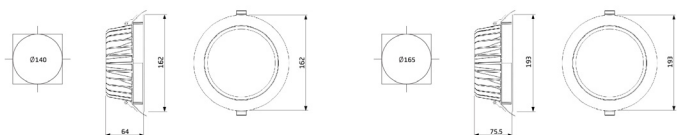
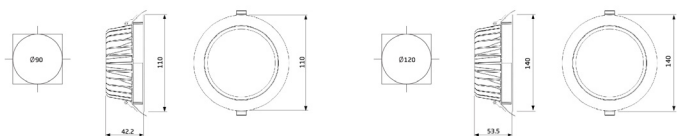


Datasheet

Type: NS11
Itemnr.: 1100110930001



Technical Data

Lumen	900, 1200, 1500, 1800, 2300 or 2900lm
Beam Angle	60 reflector or 90 (opal or microprismatic)
Colors Available	Warm white, Neutral white, Cold white
Color Temperature	3000K, 4000K, 5000K (Opt. tunable white)
Color Rendering	CRI80+ (Option CRI90)
MacAdam	Step 3
Color Bin	V6 or T5
Consumption	9W, 12W, 15W, 18W, 23W or 29W
Voltage Range	180 ~ 264VAC 50/60Hz external driver
Current LEDs	250mA, 350mA, 500mA or 700mA
PF Power Factor	>95 @ Full load
Flicker	<1 % Flicker free (IEEE Std. 1789-2015)
10A Fuse Type C	Max. 24 luminaires (Start Current limit)
Leakage current	< 0,5mA @ 240V AC custom possible
Efficiency	100 lm/W (LEDs 165 lm/W) custom possible
Equal To	NS11 29W = Fluorescent tube TC-TEL 57W
Lifetime TM-21	50K hours at Ta = 25°C (L90) B10
Lifetime LEDs	100K hours at Ta = 25°C (L80) B50
Lifetime driver	100K hours at Ta = 25°C (MTBF) B50
Driver Options	DALI, DALI V2 DT8, 1-10V or Push dim, CLO
IP Code	IP20 (Front IP54)
IK Class	IK10 (Option IK10+ for prisons)
Class	2, Double Insulated
Working temp	-20 to 45 degree Celsius
Size	Ø110, Ø140, Ø162, Ø193 or Ø230 mm
Hole size	Ø90, Ø120, Ø140, Ø165 or Ø200 mm
Installation	Recessed, one driver for each luminaire
Linkable cables	Yes, 5-pol terminalbox for 2 cables
Material used	Die cast aluminum, PMMA for frontglass
Weight	0.8 - 1.2 Kg
Shipping	Package of 8 - 22 pcs
IES File	Yes
Certificates	CE, ROHS, TM21, LM80, IES
Other	ENEC, only for driver unit
Warranty	5 years*
Housing	White, silver, black or optional
Included	Complete lamp housing, LEDs, driver

Lumega Europe ApS
Phone +4571995825
info@lumega.eu
www.lumega.eu

